
















Strategic Assessment Action Plan Update August 2008

SECTION	No	RECOMMENDATION	AGENCY	UPDATE	Status
ASB	1.1	For juvenile ASB perpetrators their school is listed on Flare yet this was not populated enough to perform any meaningful analysis. The recording of the school of perpetrators should be addressed for preventative work.	ASB TEAM	The importance of school details has been reiterated to all staff and this field is now being monitored for completion.	
ASB	1.2	There was no analysis into the prevalence of gangs. There are some known gangs and data in relation to the gangs should be considered in future.	ASB TEAM POLICE	A new field for gang name has been added to Flare.	
Drugs	2.1	There was no treatment data provided by the DAT. This is a crucial flaw and should be addressed in the next assessment	DAT	DAT Analyst now employed so there should be much more drugs data included in the next assessment.	
Drugs	2.2	The crossover between drug users and dealers has not been established and future reports should aim to investigate this link.	DAT POLICE	This may still prove difficult but consideration is being sort as to how this might be included in the next assessment.	
Drugs	2.3	It was not possible to look at where offenders live due to issues with the recording system so no analysis could be completed on the their home address.	POLICE	This issue has not been resolved. It is still not possible to analyse the offender or victim address details.	
Violence	3.1	More Domestic Violence data needs to be sought for inclusion in the report. In particular data from DV support agencies. The Police DV team have been recording more detailed information since July 2007 so there will be more data for inclusion in future assessments.	DV	Harbour data is being received on a quarterly basis and will be included in the next assessment. Work is ongoing to identify more DV data for inclusion.	
Violence	3.2	The DV flag on recorded crimes is not accurate and therefore the true proportion of violence that is domestic is not being captured. This is a serious flaw and is impacting on the full understanding of DV in Stockton.	POLICE	Monthly monitoring has found that there has been a slight improvement, but the next assessment will gauge if there has been any real improvement.	
Violence	3.3	The lack of information on home address of offenders and victims limited the analysis of locations.	POLICE	See 2.3	
Violence	3.4	There has been no data provided by health authorities, which could help improve the picture of violence in the Borough, especially that which is not reported to the police. Work to secure A&E and	A&E NEAS	Some data received from PCT which will be of some use for the next assessment. A&E and NEAS data still not being received. Work is ongoing to secure NEAS and A&E data. A&E	

		ambulance pick up data for assault injuries should be a priority for the next assessment.		data requirements are being taken up Regionally so this should improve dramatically in the long term.	
Criminal Damage	4.1	The failure to properly key word the MO field has impaired the analysis of the nature of criminal damage. This needs to be addressed as damage continues to be a large problem and it is not possible glean a full understanding of the nature of the problem.	POLICE	A recent problem profile found that there were still problems with the data. A pilot scheme is running in Control Room in relation to criminal damage where specific proforma is being completed for each call. The data will be re-assessed in October.	
Criminal Damage	4.2	It would be interesting to know the tenure of damaged dwellings and this should be considered for future assessments.	POLICE TRISTAR	A database of Tristar properties has been received so this can be cross referenced with all property crime for the next assessment.	
Criminal Damage	4.3	Once again the lack of information on home address of offenders and victims limited the analysis of locations	POLICE	See. 2.3	
Diverting Young People from offending	5.1	This section is not as straightforward as the other crime type based priorities so data was slightly limited. There was no attempt to look at where youth provision and youth work is currently located in the Borough and this could be useful for future work	YOUTH SERVICES	Work is ongoing to secure more information and data in relation to youths.	
Other Theft	6.1	Data quality issues impeded the analysis of shoplifting offences. Given that theft is currently the biggest problem is the Borough careful crime recording of all theft offences is crucial.	POLICE	Shoplifting data is still poor, as is the metal thefts data. A strategic category has been created in Watson and monthly checks on the data to pick out metal thefts are ongoing. This is serving as a way round the poor data recording for other theft but will not assist with shoplifting.	
Other Theft	6.2	The Shop watch Scheme in Stockton Town Centre was not considered in this report. Future reports should ensure any data available is gathered and utilised.	POLICE SBC	Information seems to be one way only with all the Neighbourhood Watch, Shop Watch and Pub Watch. No information is being received from the schemes back to the Police at this time.	
Other Theft	6.3	Once again the lack of information on home address of offenders and victims limited the analysis of locations.	POLICE	See 2.3	